



**MADE FOR
HARD WORK.**





MADE FOR HARD WORK.

**DESIGNED FOR LONG LASTING PERFORMANCE,
JCB TOOLS ARE ENGINEERED TO WORK AS HARD
AS YOU DO – WEEK IN, WEEK OUT.**

The JCB Tools range has been designed to meet the demands of the trade by ensuring high quality manufacturing technology and materials are used throughout the range. As part of the JCB family JCB Tools continually innovate to get the job done better, with quality that won't let you down.



CONTENTS

18V BRUSHLESS MOTORS	04
E-TECH BATTERIES AND CHARGERS – POWER AND FLEXIBILITY	05
CORDLESS	06 - 19
CORDED	20 - 27
AIR COMPRESSORS	28 - 29
PORTABLE POWER PRODUCTS	30 - 37
ACCESSORIES	38 - 45
STORAGE	46 - 47
HAND TOOLS	48 - 51
CONTRACTOR & LANDSCAPING TOOLS	52 - 55

18V BRUSHLESS MOTORS

The range includes advanced brushless motor technology providing an extra 25% more power, 50% longer run time and extended motor life. By eliminating the need for carbon brushes, the energy normally lost to friction and resulting heat build-up goes into delivering higher performance and greater long term efficiency.

5X LONGER MOTOR LIFE

Brushless motors have fewer wearable parts resulting in increased motor life.

25% MORE POWER

Fewer moving parts result in a quiet motor that never needs maintenance. The reduced friction enables a better use of available energy from the battery pack as there is no resistance from brushes.


























50% MORE RUN TIME

Carbon brush resistance is eliminated, so less battery energy is wasted. The efficiency of a brushless motor results in a greater run time from each charge.

3 YEAR WARRANTY

All JCB Tools products are backed by a 3-year warranty across all products, including batteries and chargers. JCB Tools offers the industry's only fully inclusive 3-year with no small print so you can be confident that JCB Tools will go the distance.

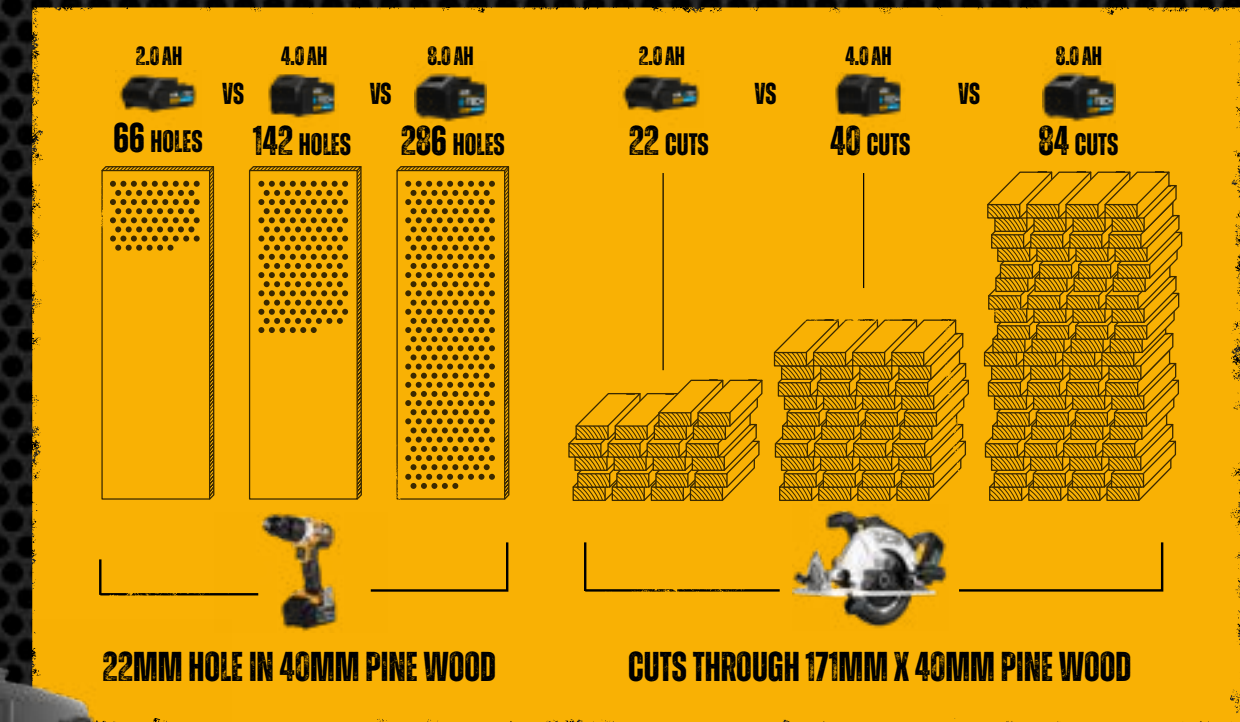
ICONS GUIDE

 2 SPEED GEARBOX	 3 FUNCTION	 BRUSHLESS MOTOR	 65Nm TORQUE	 LED LIGHT	 ACCESSORIES INCLUDED ACCESSORIES	 VARIABLE SPEED	 OVERLOAD PROTECTION	 45Nm TORQUE
 2 FUNCTION	 QUICK CHANGE	 180Nm TORQUE	 IMPACT ENERGY	 SDS PLUS®	 4 FUNCTION	 220 lm LUMENS	 270° ADJUSTABLE HEAD	 HANGING HOOK
 165MM BLADE	 MAX CUTTING MAX 35mm	 AL GUARD	 ADJUSTABLE METAL BASE PLATE	 TOOL FREE BLADE CHANGE	 4 PENDULUM SETTINGS	 ADJUSTABLE METAL BASE PLATE	 DUAL DUST BLOWER	 MI4 SPINDLE
 ADJUSTABLE SHOE	 3° OSCILLATION ANGLE	 MULTI FUNCTIONS	 ANTI VIBRATION	 115MM/4.5" DISC	 3 POSITION HANDLE	 ANTI VIBRATION SIDE HANDLE	 SDS MAX	 ADJUSTABLE GUARD
 KEYLESS LOCKING CHUCK	 550W MOTOR	 LOCK ON SWITCH	 +45° -145° MITRE	 CASE INCLUDED	 INTERCHANGEABLE CHUCK	 ANTI VIBRATION	 VARIABLE TEMPERATURE	 AIR FLOW 250L/MIN, 500L/MIN
 0°- 45° BEVEL	 LASER GUIDE	 PUNCTURE PROOF TYRE (SOLID)	 125MM/5" SANDING PAD	 HOOK AND LOOP	 DUST BAG	 OIL LUBRICATING	 AIR RECEIVER SOLTR	 AIR DISPLACEMENT 257 L/MIN
 MAX WORKING PRESSURE 8 BAR	 MOTOR POWER 1.8KW / 2.5HP							

E-TECH BATTERIES AND CHARGERS – POWER AND FLEXIBILITY

THE LATEST LITHIUM-ION 'E-TECH' BATTERIES HAVE A LONGER RUN TIME AND COOLING TECHNOLOGY, SO THEY DON'T OVERHEAT, GIVING UP TO 50% LONGER RUN TIMES*.

*Compared to JCB 4.0Ah Li-Ion battery



POWERED BY JCB E-TECH

- UP TO 50% LONGER RUNTIME*
- COOLING TECHNOLOGY
- INCREASED POWER
- BUILT TO LAST

*Compared to JCB 4.0Ah Li-ion battery

JCB LI-ION BATTERIES MEET THE HIGHEST SAFETY SPECIFICATION, INCLUDING:

- Over charging protection
- High and low temperature protection
- Over load protection
- Over current protection
- Short circuit protection
- Cell capacity balance protection
- Pre charging function
- Defective indication

POWERED BY
JCB E-TECH

CORDLESS.

THE JCB CORDLESS 18V BRUSHLESS RANGE IS FUELLED BY THE E-TECH BATTERY WHICH DELIVERS COMPACT, HIGH-CAPACITY POWER WITH LONG RUN-TIMES AND DURABILITY BUILT IN.



CORDLESS, MADE FOR HARD WORK.

LI-ION BATTERIES



2I-20LI	JCB 2.0AH LI-ION BATTERY LED INDICATOR COMPATIBLE WITH ALL 18V TOOLS
2I-30LI	JCB 3.0AH LI-ION BATTERY LED INDICATOR COMPATIBLE WITH ALL 18V TOOLS
2I-40LI	JCB 4.0AH LI-ION BATTERY LED INDICATOR COMPATIBLE WITH ALL 18V TOOLS
2I-50LI	JCB 5.0AH LI-ION BATTERY LED INDICATOR COMPATIBLE WITH ALL 18V TOOLS
2I-30LI-HC	JCB 3.0AH LI-ION BATTERY LED INDICATOR COMPATIBLE WITH ALL 18V TOOLS
2I-40LI-HC	JCB 4.0AH LI-ION BATTERY LED INDICATOR COMPATIBLE WITH ALL 18V TOOLS
2I-60LI-HC	JCB 6.0AH LI-ION BATTERY LED INDICATOR COMPATIBLE WITH ALL 18V TOOLS
2I-80LI-HC	JCB 8.0AH LI-ION BATTERY LED INDICATOR COMPATIBLE WITH ALL 18V TOOLS

HC = HIGH CAPACITY

BUYING OPTIONS

2I-LB136-2	JCB 2X 2.0AH STARTER KIT IN L-BOXX I36 POWER TOOL CASE (L-BOXX I36 POWER TOOL CASE WITH 2X2.0AH LITHIUM-ION BATTERIES AND FAST CHARGER).
2I-LB136-5	JCB 2X 5.0AH STARTER KIN IN L-BOXX I36 POWER TOOL CASE (L-BOXX I36 POWER TOOL CASE WITH 2X5.0AH LITHIUM-ION BATTERIES AND FAST CHARGER).

CHARGERS



CODE	CAPACITY	CHARGE TIME FAST CHARGER	CHARGE TIME SUPER FAST CHARGER	CHARGE TIME DUAL CHARGER
2I-20LI	2.0AH	45 MINS	30 MINS	35 MINS
2I-30LI	3.0AH	65 MINS	40 MINS	45 MINS
2I-40LI	4.0AH	90 MINS	55 MINS	60 MINS
2I-50LI	5.0AH	110 MINS	65 MINS	75 MINS
2I-30LI-HC	3.0AH	65 MINS	45 MINS	55 MINS
2I-40LI-HC	4.0AH	100 MINS	60 MINS	70 MINS
2I-60LI-HC	6.0AH	150 MINS	90 MINS	105 MINS
2I-80LI-HC	8.0AH	200 MINS	120 MINS	140 MINS

Times given as a guide only. Battery charge and discharge times dependant on age, usage and condition.






18V COMBI DRILL **BRUSHLESS**

21-18BLCD-B

FEATURES

- Compatible with 2.0Ah, 3.0Ah, 4.0Ah, 5.0Ah, 6.0Ah and 8.0Ah battery packs
- 2-Speed variable gearbox
- Drilling, screwdriving and hammer functions
- 20+3 position adjustable torque control
- Trigger switch with locking option for controlled application
- Includes 50mm double ended screwdriver bit and belt clip



SPECIFICATION


BATTERY TYPE	LITHIUM-ION
VOLTAGE	18V
MAX TORQUE (Nm)	65NM
CLUTCH POSITIONS	20 + 3 MODES
NO LOAD SPEED	0 – 500/MIN, 0 – 1800/MIN
IMPACT RATE	0 – 28,800 BPM
CHUCK CAPACITY	1.5MM – 13MM
MAX DRILLING CAPACITY	35MM (WOOD) 13MM (METAL) 10MM (MASONRY)
WEIGHT	1.4KG (BODY ONLY WITHOUT BATTERY)
LENGTH	20.0CM
HEIGHT	19.5CM
WIDTH	7.0CM

18V COMBI DRILL

21-18CD-B

FEATURES

- Compatible with 2.0Ah, 3.0Ah, 4.0Ah, 5.0Ah, 6.0Ah and 8.0Ah battery packs
- 2-Speed variable gearbox
- Drilling, screwdriving and hammer functions
- 16+3 position adjustable torque control
- Trigger switch with locking option for controlled application
- Includes 50mm double ended screwdriver bit and belt clip



SPECIFICATION

BATTERY TYPE	LITHIUM-ION
VOLTAGE	18V
MAX TORQUE (Nm)	45NM
CLUTCH POSITIONS	16 + 3 MODES
NO LOAD SPEED	0 – 450/MIN, 0 – 1600/MIN
IMPACT RATE	0 – 25,600 BPM
CHUCK CAPACITY	1.5MM – 13MM
MAX DRILLING CAPACITY	30MM (WOOD) 13MM (METAL) 10MM (MASONRY)
WEIGHT	1.35KG (BODY ONLY WITHOUT BATTERY)
LENGTH	22.0CM
HEIGHT	19.0CM
WIDTH	7.3CM

18V DRILL DRIVER **BRUSHLESS**

21-18BLDD-B

FEATURES

- Compatible with 2.0Ah, 3.0Ah, 4.0Ah, 5.0Ah, 6.0Ah and 8.0Ah battery packs
- 2-Speed variable gearbox
- Drilling and screwdriving functions
- Delivers 65Nm of torque
- 19+1 position adjustable torque control
- Trigger switch with locking option for controlled application
- Includes 50mm double ended screwdriver bit and belt clip



SPECIFICATION


BATTERY TYPE	LITHIUM-ION
VOLTAGE	18V
MAX TORQUE (NM)	65NM
CLUTCH POSITIONS	19 + 1 MODES
NO LOAD SPEED	0 – 500/MIN, 0 – 1800/MIN
MAX DRILLING CAPACITY (WOOD)	35MM (WOOD) 13MM (METAL)
WEIGHT	1.3KG (BODY ONLY WITHOUT BATTERY)
LENGTH	20.5CM
HEIGHT	19.5CM
WIDTH	7.1CM

18V DRILL DRIVER

21-18DD-B

FEATURES

- Compatible with 2.0Ah, 3.0Ah, 4.0Ah, 5.0Ah, 6.0Ah and 8.0Ah battery packs
- 2-Speed variable gearbox
- Drilling and screwdriving functions
- Delivers 45Nm of torque
- 16+1 position adjustable torque control
- Trigger switch with locking option for controlled application
- Includes 50mm double ended screwdriver bit and belt clip



SPECIFICATION

BATTERY TYPE	LITHIUM-ION
VOLTAGE	18V
MAX TORQUE (NM)	45NM
CLUTCH POSITIONS	16 + 1 MODES
NO LOAD SPEED	0 – 450/MIN, 0 – 1600/MIN
MAX DRILLING CAPACITY	30MM (WOOD) 13MM (METAL)
WEIGHT	1.3KG (BODY ONLY WITHOUT BATTERY)
LENGTH	22.5CM
HEIGHT	19.0CM
WIDTH	7.0CM






18V IMPACT DRIVER **BRUSHLESS**

21-18BLID-B

FEATURES

- Compatible with 2.0Ah, 3.0Ah, 4.0Ah, 5.0Ah, 6.0Ah and 8.0Ah battery packs
- Powerful 180Nm Torque with variable speed up to 2200/min
- 1/4" Hex quick change chuck
- Built in LED for improved visibility
- Ergonomic design with rubber grip overmould
- Impact rate of 0 – 3,300 bpm



SPECIFICATION

BATTERY TYPE	LITHIUM-ION
VOLTAGE	18V
MAX TORQUE	180 NM
NO LOAD SPEED	0 – 2200/MIN
IMPACT RATE	0 – 3,300 BPM
DRIVE	¼" HEX
WEIGHT	1.15KG (BODY ONLY WITHOUT BATTERY)
LENGTH	16.0CM
HEIGHT	19.5CM
WIDTH	7.1CM

18V IMPACT DRIVER

21-18ID-B

FEATURES

- Compatible with 2.0Ah, 3.0Ah, 4.0Ah, 5.0Ah, 6.0Ah and 8.0Ah battery packs
- Powerful 150Nm Torque with variable speed up to 2000/min
- 1/4" Hex quick change chuck
- Built in LED for improved visibility
- Ergonomic design with rubber grip overmould
- Impact rate of 0 – 3,000 bpm



SPECIFICATION

BATTERY TYPE	LITHIUM-ION
VOLTAGE	18V
MAX TORQUE	150 NM
NO LOAD SPEED	0 – 2,000/MIN
IMPACT RATE	0 – 3,000 BPM
DRIVE	¼" HEX
WEIGHT	1.15KG (BODY ONLY WITHOUT BATTERY)
LENGTH	18.0CM
HEIGHT	19.0CM
WIDTH	7.3CM

18V ROTARY HAMMER DRILL **BRUSHLESS**

21-18BLRH-B

FEATURES

- Compatible with 2.0Ah, 3.0Ah, 4.0Ah, 5.0Ah, 6.0Ah and 8.0Ah battery packs
- Powerful 4-mode Brushless SDS Plus® Rotary Hammer Drill
- Ideal for drilling into concrete, brick and masonry
- Multi-positional side handle for operational convenience
- Incorporates a rotary stop mode for light chiselling in tiles, render and plaster
- Includes 4 x SDS Plus® drill bits (6,8,10,12mm) an SDS Plus® chuck and a keyless 13mm chuck



SPECIFICATION

BATTERY TYPE	LITHIUM-ION
VOLTAGE	18V
CLUTCH POSITIONS	4 MODES
NO LOAD SPEED	0 – 1400/MIN
HAMMER IMPACT RATE	0 – 4,500 BPM
IMPACT FORCE	1.7J
CHUCK CAPACITY	SDS PLUS®
MAX DRILLING CAPACITY	40MM (WOOD) 13MM (METAL) 26MM (MASONRY)
WEIGHT	2KG (BODY ONLY WITHOUT BATTERY)
LENGTH	29.5CM
HEIGHT	19.0CM
WIDTH	7.7CM

18V ANGLE GRINDER

21-18AG-B

FEATURES

- Compatible with 2.0Ah, 3.0Ah, 4.0Ah, 5.0Ah, 6.0Ah and 8.0Ah battery packs
- Ideal tool for cutting and grinding metal, stone and paving
- 3 position anti-vibration side handle
- Aluminium casing for enhanced heat distribution resulting in greater durability
- Tool-free guard adjustment and spindle lock button
- Includes 1 x 115mm grinding disc



SPECIFICATION

BATTERY TYPE	LITHIUM-ION
VOLTAGE	18V
NO LOAD SPEED	8000/MIN
GRINDING DISC DIAMETER	115MM
WEIGHT	1.64KG (BODY ONLY WITHOUT BATTERY)
LENGTH	32.0CM
HEIGHT	11.3CM
WIDTH	13CM (24.5CMS WITH SIDE HANDLE)





18V CIRCULAR SAW

21-18CS-B

FEATURES

- Compatible with 2.0Ah, 3.0Ah, 4.0Ah, 5.0Ah, 6.0Ah and 8.0Ah battery packs
- Adjustable aluminium base plate for bevel cuts up to 45°
- 3650/min no load speed for fast and accurate cutting
- Ideal for lightweight sawing applications
- Includes a 165mm diameter, 24 tooth carbide tipped blade



SPECIFICATION


BATTERY TYPE	LITHIUM-ION
VOLTAGE	18V
NO LOAD SPEED	3650/MIN
SAW BLADE BORE DIAMETER	165MM
MAX CUTTING DEPTH	0°: 55MM – 45°: 35MM
SAW BORE DIAMETER	16MM
SAW BEVEL RANGE	0 – 45°
WEIGHT	2.8KG (BODY ONLY WITHOUT BATTERY)
LENGTH	32.0CM
HEIGHT	22.5CM
WIDTH	18.0CM

18V JIGSAW

21-18JS-B

FEATURES

- Compatible with 2.0Ah, 3.0Ah, 4.0Ah, 5.0Ah, 6.0Ah and 8.0Ah battery packs
- Tool-free blade change for convenience
- 4-Stage pendulum for use on a variety of different materials
- Solid base plate incorporating a lever operated quick-change bevelling capability
- Dust extraction (with adaptor)
- Includes 1 x wood and 1 x metal blade



SPECIFICATION

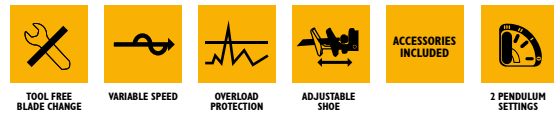
BATTERY TYPE	LITHIUM-ION
VOLTAGE	18V
NO LOAD SPEED	0 – 2500/MIN
STROKE LENGTH	25.4MM
SAW PENDULUM SETTINGS	4
SAW BEVEL ANGLES	0°/15°/30°/45°
SAW BLADE FIXTURE	T-SHANK
CUTTING CAPACITY - WOOD, STEEL	WOOD: 80MM, STEEL: 6MM
WEIGHT	1.8KG (BODY ONLY WITHOUT BATTERY)
LENGTH	22.5CM
HEIGHT	21.5CM
WIDTH	7.0CM

18V RECIPROCATING SAW

21-18RS-B

FEATURES

- Compatible with 2.0Ah, 3.0Ah, 4.0Ah, 5.0Ah, 6.0Ah and 8.0Ah battery packs
- Powerful, versatile saw with variable speed control
- Ideal for cutting metal, wood, plastic and much more
- Adjustable position foot plate which gives flexibility of cutting depth
- Tool-free blade change system gives speed and ease of blade change
- Safety interlock trigger for added safety
- Includes 1 wood (230mm 6T) and 1 metal (150mm 24T) cutting blades



SPECIFICATION

BATTERY TYPE	LITHIUM-ION
VOLTAGE	18V
STROKE RATE	0-3000/MIN
STROKE LENGTH	20MM
MAX CUTTING DEPTH (WOOD)	100MM
PENDULUM SETTINGS	2
WEIGHT	2.0KG (BODY ONLY WITHOUT BATTERY)
LENGTH	44.5CM (SHOE FULLY EXTENDED)
HEIGHT	15CM
WIDTH	7.0CM

18V MULTI-TOOL

21-18MT-B

FEATURES

- Compatible with 2.0Ah, 3.0Ah, 4.0Ah, 5.0Ah, 6.0Ah and 8.0Ah battery packs
- Ideal for cutting, sawing, scraping, grinding, sanding and more
- Tool-free blade change system
- Anti-vibration technology
- Variable speed 5,000 to 15,000/min
- Includes 1 x scraper, 1 x straight blade, 1 x sanding pad, 3 x sanding sheets



SPECIFICATION

BATTERY TYPE	LITHIUM-ION
VOLTAGE	18V
NO LOAD SPEED	5000 – 15000/MIN
OSCILLATION ANGLE	3 DEGREES
WEIGHT	1.1KG (BODY ONLY WITHOUT BATTERY)
LENGTH	26.5CM
HEIGHT	9.5CM
WIDTH	6.5CM

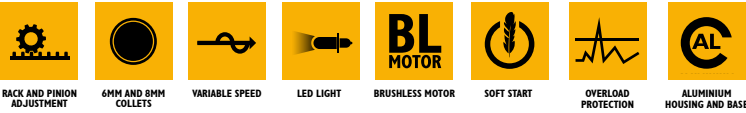




ROUTER BODY & TRIMMER BASE **BRUSHLESS** 21-18-RT

FEATURES

- Compatible with 2.0Ah, 3.0Ah, 4.0Ah, 5.0Ah, 6.0Ah and 8.0Ah battery packs
- Variable speed with soft start
- Rack and pinion precision depth adjustment system
- Vacuum adaptor included for dust extraction
- Lock on/off switch for added safety
- Router body includes 6.35mm ¼" collet, 22mm and 13mm spanners
- Trimmer base includes straight, trimmer and templet guides, 8mm socket wrench and Hex key



SPECIFICATION

BATTERY TYPE	LITHIUM-ION
VOLTAGE	18V
NO LOAD SPEED	10,000 - 30,000/MIN
VARIABLE SPEED	YES (1-5)
COLLET DIAMETER	6.35MM (1/4") AND 8MM
WEIGHT	1.03KG (1.35KG FITTED TO TRIMMER BASE)
LENGTH	12CM
HEIGHT	17.5CM
WIDTH	7.5CM

INCLINED BASE ACCESSORY 21-18RT-B-IN

FEATURES

- Accessory for use with 18V brushless router
- Aluminium base
- Adjustable tilt range: -30 to +45°
- Cam lock lever
- Rack and pinion precision depth adjustment system
- Non-slip body grip
- Replaceable non-marking base
- Includes 8mm socket wrench



OFFSET BASE ACCESSORY 21-18RT-B-OS

FEATURES


- Accessory for use with 18V brushless router
- Aluminium base
- Offset distance of 18.5mm for edge to bit centerline
- Cam lock lever
- Non-slip body grip
- Replaceable non-marking base
- Includes bar type grip, grip bracket attachment, large pulley / small pulley, pulley belt, 8mm socket wrench, hex key



PLUNGE BASE ACCESSORY 21-18RT-B-P

FEATURES


- Accessory for use with 18V brushless router
- Aluminium base
- 3-stage precision cutting depth adjustment
- Plunge cutting depth of 0-35mm
- Cam lock lever
- 2 handle non-slip body grip
- Replaceable non-marking base
- Includes straight guide, guide holder ruler assembly, templet guide, clear guard, 8mm socket wrench, dust nozzle x 2



TRIMMER BASE ACCESSORY 21-18RT-B-T

FEATURES

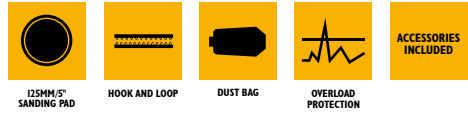
- Accessory for use with 18V brushless router
- Aluminium base
- Rack and pinion precision depth adjustment system
- Plunge depth of 40mm
- Non-slip body grip
- Replaceable non-marking base
- Includes straight guide, trimmer guide, templet guide, 8mm socket wrench, hex key, dust nozzle



18V ORBITAL SANDER 21-18OS-B

FEATURES

- Compatible with 2.0Ah, 3.0Ah, 4.0Ah, 5.0Ah, 6.0Ah and 8.0Ah battery packs
- 125mm Orbital Sander with hook and loop fastening
- Replaceable hook and loop sanding pad
- Includes removable dust collection bag
- Ergonomic design with rubber grip overmould
- Includes hook and loop sanding sheets



SPECIFICATION

BATTERY TYPE	LITHIUM-ION
VOLTAGE	18V
NO LOAD SPEED	0-10,000 MIN
SANDING DISC DIAMETER	125MM
EXTRACTION	VACUUM PORT
FASTENING SYSTEM	PAD FIXING HOOK AND LOOP
WEIGHT	0.98KG
LENGTH	16.4CM
HEIGHT	17CM
WIDTH	12.5CM





18V INSPECTION LAMP 21-18IL-B

FEATURES

- Compatible with 2.0Ah, 3.0Ah, 4.0Ah, 5.0Ah, 6.0Ah and 8.0Ah battery packs
- Delivers 220 Lumens of constant illumination
- Variable folding positions
- Up to 28 hours of use with a fully charged 5 Ah battery pack
- Integral hanging hook
- Luminaire type: floodlight




SPECIFICATION

BATTERY TYPE	LITHIUM-ION
VOLTAGE	18V
FLOODLIGHT LAMP TYPE	3W COB LED
LUMEN OUTPUT	220 LM
SWIVEL HEAD RANGE	0°-270°
SWIVEL ARM RANGE	0°-180°
RUN TIME (CONT)	28HRS (5AH BATTERY)
WEIGHT	0.3KG (BODY ONLY WITHOUT BATTERY)
LENGTH	11.5CM FOLDED, 9CM UNFOLDED
HEIGHT	18CM FOLDED, 30CM UNFOLDED
WIDTH	6.5CM

18V USB ADAPTOR 21-18USB

FEATURES

- 18V USB Adaptor for charging up to 2 USB devices, ideal for mobiles and tablets.
- Compatible with 2.0Ah, 3.0Ah, 4.0Ah, 5.0Ah, 6.0Ah and 8.0Ah battery packs
- Twinport USB
- Attaches to JCB 18V Lithium-ion batteries for charging USB devices
- Integrated LED light for greater visibility



SPECIFICATION

BATTERY TYPE	LITHIUM-ION
VOLTAGE	18V
RUN TIME (CONT)	10 HRS (2AH BATTERY)
LUMEN OUTPUT	60 LM
WEIGHT	0.2KG (BODY ONLY WITHOUT BATTERY)
LENGTH	10CM
HEIGHT	4CM
WIDTH	7CM

18V BLUETOOTH SPEAKER 21-18WBS-B

FEATURES

- Compatible with 2.0Ah, 3.0Ah, 4.0Ah, 5.0Ah, 6.0Ah and 8.0Ah battery packs
- 18V Cordless Speaker with Bluetooth Technology to wirelessly connect to mobile devices
- Operates up to a 10 metre range and lasts up to 100 hours with a 5Ah battery
- 3.5mm aux-in port (suitable for headphone cable)
- USB port for smartphone charging
- Speaker output power 2 x 3W



SPECIFICATION

BATTERY TYPE	LITHIUM-ION
VOLTAGE	18V
OPERATING RANGE	UP TO 10M
RATED POWER	14W
PORTS	1. 3.5MM AUX-IN PORT. 2. USB PORT
BUTTON CONTROLS	ON/OFF, BLUETOOTH PAIRING, PAUSE, VOLUME +, VOLUME -
IP RATING	IPX0 (INDOOR USE ONLY UNDER DRY CONDITIONS)
WEIGHT	0.82KG (BODY ONLY WITHOUT BATTERY)
DEPTH	14.5CM
HEIGHT	19CM
WIDTH	12.5CM

18V VACUUM CLEANER 21-18VAC-B

FEATURES

- Compatible with 2.0Ah, 3.0Ah, 4.0Ah, 5.0Ah, 6.0Ah and 8.0Ah battery packs
- 18V handheld vacuum cleaner that has up to 500ml capacity
- Powerful suction with a HEPA filter for efficient cleaning
- Includes flexible extension hose, fixed head brush, swivel floor brush and long crevice tool



SPECIFICATION

BATTERY TYPE	LITHIUM-ION
VOLTAGE	18V
CAPACITY	500ML
MAX VACUUM	3.8KPA
WEIGHT	0.91KG (BODY ONLY WITHOUT BATTERY)
LENGTH	44CM
HEIGHT	14CM
WIDTH	12CM





12V COMBI DRILL21-12CD-B

FEATURES

- Compatible with 1.5Ah and 2.0Ah battery packs
- Variable speed gearbox
- Drilling, screwdriving and hammer functions
- Delivers 30Nm of torque
- 20+3 position adjustable torque control
- Trigger switch with locking option for controlled application
- Includes 50mm double ended screwdriver bit and belt clip





2 SPEED GEARBOX



3 FUNCTION



TORQUE



LED LIGHT



ACCESSORIES INCLUDED



VARIABLE SPEED



OVERLOAD PROTECTION

SPECIFICATION	
BATTERY TYPE	LITHIUM-ION
VOLTAGE	12V
MAX TORQUE (Nm)	30NM
CLUTCH POSITIONS	20 + 3 MODES
NO LOAD SPEED	0-350 / MIN (RPM), 0-1,300 / MIN (RPM)
SPEED	VARIABLE
IMPACT RATE	0-5,250 BPM, 0-19,500 BPM
KEYLESS CHUCK CAPACITY	10MM
MAX DRILLING CAPACITY	20MM (WOOD) 10MM (METAL) 10MM (MASONRY)
WEIGHT	0.91KG (BODY ONLY WITHOUT BATTERY)
LENGTH	19.5CM
HEIGHT	17CM
WIDTH	5.5CM

12V DRILL DRIVER 4 IN 1 CHUCK21-12DD-B

FEATURES

- Compatible with 1.5Ah and 2.0Ah battery packs
- Includes Right Angle Adaptor, Offset Angle Chuck and 10mm keyless chuck
- Variable speed gearbox
- Drilling and screwdriving functions
- Delivers 30Nm of torque
- 19+1 position adjustable torque control
- Trigger switch with locking option for controlled application
- Includes 50mm double ended screwdriver bit and belt clip





2 SPEED GEARBOX



2 FUNCTION



TORQUE



LED LIGHT



ACCESSORIES INCLUDED



VARIABLE SPEED




OVERLOAD PROTECTION


SPECIFICATION	
BATTERY TYPE	LITHIUM-ION
VOLTAGE	12V
MAX TORQUE (NM)	30NM
CLUTCH POSITIONS	19 + 1 MODES
NO LOAD SPEED	0-350 / MIN (RPM), 0-1,300 / MIN (RPM)
SPEED	VARIABLE
KEYLESS CHUCK CAPACITY	10MM
MAX DRILLING CAPACITY	20MM (WOOD) 10MM (METAL)
WEIGHT	0.91KG (BODY ONLY WITHOUT BATTERY)
LENGTH	19.5CM
HEIGHT	17CM
WIDTH	5.5CM

12V IMPACT DRIVER21-12ID-B


FEATURES

- Compatible with 1.5Ah and 2.0Ah battery packs
- Powerful 90Nm torque
- Variable speed gearbox
- 19+1 position adjustable torque control
- Trigger switch with locking option for controlled application
- Includes 50mm double ended screwdriver bit and belt clip







QUICK CHANGE




TORQUE




LED LIGHT



VARIABLE SPEED



OVERLOAD PROTECTION



ACCESSORIES INCLUDED

SPECIFICATION	
BATTERY TYPE	LITHIUM-ION
VOLTAGE	12V
MAX TORQUE	90 NM
CLUTCH POSITIONS	19 + 1 MODES
NO LOAD SPEED	0-2400 / MIN (RPM)
SPEED	VARIABLE
IMPACT RATE	0 – 3,000 BPM
DRIVE	¼" HEX
WEIGHT	0.84KG (BODY ONLY WITHOUT BATTERY)
LENGTH	17.0CM
HEIGHT	16.5CM
WIDTH	5.5CM

12V BATTERY - LITHIUM ION BATTERY




21-12-15LI	1.5AH LI-ION BATTERY COMPATIBLE WITH ALL JCB 12V TOOLS
21-12-20LI	2.0AH LI-ION BATTERY COMPATIBLE WITH ALL JCB 12V TOOLS

12V FAST CHARGER 2.4A21-12VFC

FEATURES

- Features red and green battery charge status indicators.



BATTERY CODE	BATTERY CAPACITY	CHARGE TIME
21-12-15LI	1.5AH	30 MINS
21-12-20LI	2.0AH	45 MINS



CORDED.

THE JCB TOOLS MAINS POWERED RANGE OF TOOLS PROVIDE THE BASE TOOLS FOR YOUR CONSTRUCTION AND RENOVATION NEEDS. THEY ARE ROBUST, POWERFUL AND BUILT FOR THE TRADE PROFESSIONAL.

1050W SDS PLUS® ROTARY HAMMER DRILL 21-RH1050

FEATURES

- Powerful 4-mode Hammer Drill (drilling, hammer drilling, chiselling and chisel adjustment)
- Ideal for drilling into concrete, brick and masonry
- Incorporates a rotary stop mode for light chiselling in tiles, render and plaster
- Multi-positional side handle for operational convenience
- Includes an SDS Plus® quick change chuck and standard 13mm chuck, 2 chisels & 3 drill bits (8,10,12mm), 1 set spare carbon brushes and case



SPECIFICATION

INPUT VOLTAGE	230-240V AC 50HZ
POWER	1050W
NO LOAD SPEED	0 - 1070/MIN (RPM)
HAMMER IMPACT RATE	0 - 4800 BPM
CLUTCH POSITION	4 MODES
IMPACT FORCE	3.5J
CHUCK TYPE	SDS PLUS®
MAX DRILLING CAPACITY	42MM (WOOD) 13MM (METAL) 26MM (MASONRY)
CABLE LENGTH	3M
WEIGHT	3.7KG
LENGTH	40CM
HEIGHT	22CM
WIDTH	9.1CM

1500W SDS PLUS® ROTARY HAMMER DRILL 21-RH1500

FEATURES

- Powerful 4-mode Hammer Drill (drilling, hammer drilling, chiselling and chisel adjustment)
- Ideal for drilling into concrete, brick and masonry
- Incorporates a rotary stop mode for chiselling in tiles, render and plaster
- Multi-positional side handle for operational convenience
- Includes 2 chisels & 3 drill bits (8,10,12mm), 1 set spare carbon brushes, grease tube, wrench and case



SPECIFICATION

INPUT VOLTAGE	230-240V AC 50HZ
POWER	1500W
NO LOAD SPEED	920/MIN
HAMMER IMPACT RATE	4230 BPM
CLUTCH POSITION	4 MODES
IMPACT FORCE	6J
CHUCK TYPE	SDS PLUS®
MAX DRILLING CAPACITY	42MM (WOOD) 13MM (METAL) 32MM (MASONRY)
CABLE LENGTH	3M
WEIGHT	5.3KG
LENGTH	36.2CM
HEIGHT	24.3CM
WIDTH	11.4CM





1300W SDS MAX® DEMOLITION HAMMER
21-DH1300

FEATURES

- Powerful demolition hammer drill delivering 15J of impact force
- Suitable for fast chiselling and high material removal rate
- Anti-vibration system and lock on switch for comfort and reduced fatigue
- Multi-positional side handle for operational convenience
- Includes 2 chisels, 1 set spare carbon brushes, grease tube, wrench and carry case

IMPACT ENERGY

ANTI VIBRATION

SDS MAX®

CASE INCLUDED

LOCK ON SWITCH

ACCESSORIES INCLUDED

SPECIFICATION

INPUT VOLTAGE	230-240V AC 50HZ
POWER	1300W
HAMMER IMPACT RATE	4100BPM
IMPACT FORCE	15J
CHUCK TYPE	SDS MAX®
CABLE LENGTH	3M
WEIGHT	5.5KG
LENGTH	46.9CM
HEIGHT	24.1CM
WIDTH	9.4CM

1700W 30MM HEX DEMOLITION HAMMER
21-DH1700

FEATURES

- Powerful demolition hammer drill delivering 65J of impact force
- Suitable for fast chiselling and high material removal rate
- Anti-vibration system and lock on switch for comfort and reduced fatigue
- Multi-positional auxiliary handle for operational convenience
- Includes 2 chisels, 1 set of spare carbon brushes, grease tube and carry case

IMPACT ENERGY

ANTI VIBRATION

HEX

CASE INCLUDED

ACCESSORIES INCLUDED

SPECIFICATION

INPUT VOLTAGE	230-240V AC 50HZ
POWER	1700W
HAMMER IMPACT RATE	1,900BPM
IMPACT FORCE	65J
CHUCK TYPE	30MM HEX
CABLE LENGTH	3M
WEIGHT	16.6KG
LENGTH	76.6CM
HEIGHT	26.7CM
WIDTH	22.4CM

840W ANGLE GRINDER 125MM
21-AG125

FEATURES

- Ideal tool for cutting and grinding metal, stone and paving
- Anti-vibration side handle
- Compact and powerful design
- 2 stage trigger
- Adjustable guard and spindle lock button
- Includes 1 x metal grinding disc, 1 x pin wrench, 1 x spanner and 1 x spare set of carbon brushes

125MM DISC

OVERLOAD PROTECTION

ANTI VIBRATION SIDE HANDLE

ADJUSTABLE GUARD

SPINDLE

MI4

ACCESSORIES INCLUDED

SPECIFICATION

INPUT VOLTAGE	220-240V AC 50/60HZ
POWER	840W
NO LOAD SPEED	11000/MIN
GRINDING DISC DIAMETER	125MM
CABLE LENGTH	3M
WEIGHT	2KG
LENGTH	27.1CM
HEIGHT	7.7CM
WIDTH	9.5CM

2000W & 600W ANGLE GRINDER TWIN PACK
21-AGTPK

FEATURES

- Contains 2000W and 600W angle grinders.
- Ideal tool for cutting and grinding metal, stone and paving
- Anti-vibration side handle
- Compact and powerful design
- 2 stage trigger
- Tool free guard adjustment and spindle lock button
- Includes 2 x tool-less adjustable guards, 2 x anti vibrations handles, 2 x pin wrenches

230MM DISC

115MM DISC

ANTI VIBRATION SIDE HANDLE

ADJUSTABLE GUARD

SPINDLE

MI4

ACCESSORIES INCLUDED

SPECIFICATION

MODEL	2000W	600W
INPUT VOLTAGE	220-240V AC 50HZ	220-240V AC 50HZ
POWER	2000W	600W
NO LOAD SPEED	6500/MIN	12000/MIN
GRINDING DISC DIAMETER	230MM	115MM
CABLE LENGTH	3M	3M
WEIGHT	5.4KG	1.8KG
LENGTH	49.4CM	27.3CM
HEIGHT	13.6CM	7.7CM
WIDTH	10.8CM	9.5CM





800W JIGSAW

21-JS800

FEATURES

- Tool-free blade change for convenience
- 4-Stage pendulum for use on a variety of different materials
- Solid base plate incorporating a lever operated quick-change bevelling capability
- Variable speed functionality for more controlled cuts.
- Dust extraction (with adaptor)
- Includes 1 x vacuum adaptor, 1 x guide ruler, 1 x wood blade, 1 x metal blade, 1 x hex key



SPECIFICATION

INPUT VOLTAGE	230-240V AC 50HZ
POWER	800W
NO LOAD SPEED	500-3000/MIN
STROKE LENGTH	20MM
SAW PENDULUM SETTINGS	4
SAW BEVEL ANGLES	0°/15°/30°/45°
SAW BLADE FIXTURE	T-SHANK
CUTTING CAPACITY	WOOD: 100MM, STEEL: 10MM
CABLE LENGTH	3M
WEIGHT	2.4KG (BODY ONLY)
LENGTH	26CM
HEIGHT	21.5CM
WIDTH	7.5CM

1500W 185MM CIRCULAR SAW

21-CS1500

FEATURES

- Powerful 1500W motor for professional use
- 24T TCT blade included for cutting wood
- Adjustable metal base plate for straight and mitre cuts
- Soft grip provides stable and comfortable operation
- Laser guide for accurate cutting
- Includes 1 x wood cutting blade, 1 x parallel guide and 1 x hex key



SPECIFICATION

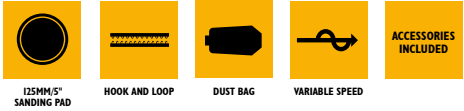
INPUT VOLTAGE	230-240V AC 50HZ
INPUT POWER	1500W
NO LOAD SPEED	5800/MIN
SAW BLADE DIAMETER	184MM
CUTTING CAPACITY	0° 65MM, 45° 43MM
CABLE LENGTH	3M
SAW BEVEL RANGE	0-45°
SAW BLADE BORE SIZE	20MM

350W 125MM ORBITAL SANDER

21-RO125

FEATURES

- Powerful motor suitable for professional tasks
- Hook and loop sanding base makes disc change quick and easy
- Dust bag collection
- Variable speed control
- Includes 3 x sanding sheets and dust bag



SPECIFICATION

INPUT VOLTAGE	230 – 240V, 50HZ
POWER	320W
NO LOAD SPEED	6000 – 14,800/MIN
ECCENTRICITY	2.5MM
SANDING DISC DIAMETER	125MM
CABLE LENGTH	3M
WEIGHT	1.7KG
LENGTH	22.0CM
HEIGHT	15.5CM
WIDTH	13.5CM

TABLE SAW

21-JSTS-210

FEATURES

- 1500w powered motor
- Saw blade height adjustment up to 80mm
- Dust extraction facility for cleaner, safer working
- Extendable table design 540mm to 915mm suitable for a variety work piece sizes
- Soft start function for more controlled cutting application



SPECIFICATION

INPUT VOLTAGE	220-240V AC 50HZ
POWER	1500W
NO LOAD SPEED	5000/MIN
SAW BLADE DIAMETER	210MM
BRAKE	ELECTRIC
CABLE LENGTH	2M
WEIGHT	13.5KG
LENGTH	64CM
HEIGHT	32CM
WIDTH	59CM





210MM SLIDING BEVEL MITRE SAW21-MS-210SB

FEATURES

- Powerful 1500W motor for professional use
- Suitable for bevel and mitre cuts into wood, metal, plastics etc.
- Laser guide for accurate cutting
- Includes 24T TCT blade, dust bag, 2x work piece supports, clamp, hex key and 2x spare carbon brushes



SPECIFICATION

INPUT VOLTAGE	220-240V AC 50HZ
POWER	1500W
NO LOAD SPEED	5800/MIN
TCT SAW BLADE	210 X 30 X 2.6MM 24T
BRAKE	ELECTRIC
MITRE RANGE	-45° / 0° / +45°
BEVEL CUT	0° – 45° TO THE LEFT
0° MITRE X 0° BEVEL CUT	220 X 70MM
0° MITRE X 45° BEVEL CUT	220 X 35MM
45° MITRE X 45° BEVEL CUT (DOUBLE MITRE CUT)	155 X 35MM
45° MITRE X 0° BEVEL CUT	155 X 70MM
CABLE LENGTH	2M
LASER GUIDE	CLASS 2
LENGTH, HEIGHT, WIDTH	65 X 45 X 38CM
WEIGHT	9.8KG

254MM SLIDING BEVEL MITRE SAW21-MS-254SB

FEATURES

- Powerful 2000W motor for professional use
- Suitable for bevel and mitre cuts into wood, metal, plastics etc.
- Laser guide for accurate cutting
- Includes 60T TCT blade, dust bag, 2x work piece supports, clamp, hex key and 2x spare carbon brushes



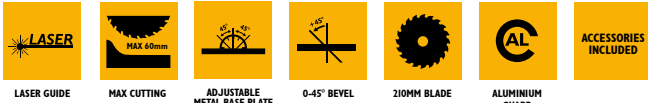
SPECIFICATION

INPUT VOLTAGE	220-240V AC 50HZ
POWER	2000W
NO LOAD SPEED	5000/MIN
TCT SAW BLADE	254MM
BRAKE	ELECTRIC
MITRE RANGE	-45° / 0° / +45°
BEVEL CUT	0° – 45° TO THE LEFT
0° MITRE X 0° BEVEL CUT	315 X 90MM
0° MITRE X 45° BEVEL CUT	315 X 40MM
45° MITRE X 45° BEVEL CUT (DOUBLE MITRE CUT)	215 X 40MM
45° MITRE X 0° BEVEL CUT	215 X 90MM
CABLE LENGTH	2M
LASER GUIDE	CLASS 2
LENGTH, HEIGHT, WIDTH	88.5 X 55 X 43CM
WEIGHT	16.9KG

210MM COMPOUND MITRE SAW21-MS-210C

FEATURES

- Laser guide for accurate cutting
- Suitable for bevel and mitre cuts into wood, metal, plastics etc.
- 2m cable length
- Dust bag provided for a cleaner working environment
- Includes 1 210 x 30 x 2.6mm 24T TCT blade, clamp, supports, 1 set spare carbon brushes and Hex key



SPECIFICATION

INPUT VOLTAGE	220-240V AC 50HZ
POWER	1100W
NO LOAD SPEED	5,500/MIN
SAW BLADE DIAMETER	210MM
BRAKE	ELECTRIC
MITRE RANGE	-45°/0°/45°
CABLE LENGTH	2M
PRODUCT WEIGHT	6.1KG
LENGTH	37CM
HEIGHT	28CM
WIDTH	33CM

UNIVERSAL MITRE SAW STAND21-MS-ST

FEATURES

- Universal stand capable of supporting most brands of mitre saws.
- Height range of workpiece supports = 810-910mm
- Width range of workpiece supports = 1000-1650mm
- Compact, lightweight, all-steel construction with folding legs can be quickly collapsed and transported.
- Extendable beam and fully adjustable extension rollers support oversized timber sections up to a maximum load of 200kg
- Universal mounting brackets



SPECIFICATION

STAND HEIGHT	750MM
BEAM EXTENSION	1000-1650MM
MAX. LOAD CAPACITY	200KG
SAW FITTING LENGTH	UNIVERSAL
PRODUCT WEIGHT	12.5KG



AIR COMPRESSORS.

THE JCB AIR COMPRESSORS ARE IDEAL FOR ALL OF YOUR WORKSHOP NEEDS. THEY ARE ROBUST, POWERFUL AND BUILT FOR THE TRADE PROFESSIONAL.

AIR COMPRESSORS, MADE FOR HARD WORK.

6-LITRE AIR COMPRESSOR21-AC6

FEATURES

- Oil free for safe and easy transportation
- Air pressure gauges
- Provides 8 Bar (116 psi) working pressure
- Overload protection





OIL FREE



AIR RECEIVER 6L



AIR DISPLACEMENT 16L/MIN



MAX WORKING PRESSURE



MOTOR POWER

SPECIFICATION


INPUT VOLTAGE	230V / 50HZ /1PH
INPUT POWER	1.1KW / 1.5HP
MOTOR	2850/MIN ⁻¹ (RPM)
PRESSURE MAX	8 BAR
AIR RECEIVER	6L
AIR DISPLACEMENT	16L/MIN
PRODUCT WEIGHT	15.9KG
LWA	93 DB(A)
LENGTH	50CM
HEIGHT	55CM
WIDTH	28CM

24-LITRE AIR COMPRESSOR21-AC24


FEATURES

- Wheel mounted with puncture proof (solid) tyres, ideal for manoeuvring on tough terrain
- Fitted with pressure regulator valve for controlled air pressure
- Provides 8 Bar (116 psi) working pressure
- 24L capacity with powerful 257 L/min air displacement







OIL LUBRICATING




AIR RECEIVER 24L




AIR DISPLACEMENT 257L/MIN



MAX WORKING PRESSURE



MOTOR POWER



PUNCTUREPROOF TYRE (SOLID)

SPECIFICATION

INPUT VOLTAGE	230V / 50HZ /1PH
INPUT POWER	1.8KW / 2.5HP
MOTOR	2850/MIN ⁻¹ (RPM)
PRESSURE MAX	8 BAR
AIR RECEIVER	24L
AIR DISPLACEMENT	257L/MIN
PRODUCT WEIGHT	25.2KG
LWA	97 DB(A)
LENGTH	58.5CM
HEIGHT	63CM
WIDTH	28.5CM

50-LITRE AIR COMPRESSOR21-AC50

FEATURES

- Wheel mounted with puncture proof (solid) tyres, ideal for manoeuvring on tough terrain
- Fitted with pressure regulator valve for controlled air pressure
- Provides 8 Bar (116 psi) working pressure
- 50L capacity with powerful 257 L/min air displacement





OIL LUBRICATING



AIR RECEIVER 50L



AIR DISPLACEMENT 257L/MIN



MAX WORKING PRESSURE



MOTOR POWER



PUNCTUREPROOF TYRE (SOLID)

SPECIFICATION

INPUT VOLTAGE	230V / 50HZ /1PH
INPUT POWER	1.8KW / 2.5HP
MOTOR	2850/MIN ⁻¹ (RPM)
PRESSURE MAX	8 BAR
AIR RECEIVER	50L
AIR DISPLACEMENT	257L/MIN
PRODUCT WEIGHT	34.1KG
LWA	97 DB(A)
LENGTH	76.5CM
HEIGHT	73CM
WEIGHT	32.5CM



PORTABLE POWER PRODUCTS.

THE JCB TOOLS PORTABLE POWER PRODUCTS
OFFER HIGH QUALITY EQUIPMENT FOR YOUR
CONSTRUCTION AND RENOVATION NEEDS.
THEY ARE ROBUST, POWERFUL AND BUILT
FOR THE TRADE PROFESSIONAL.

PORTABLE POWER PRODUCTS, MADE FOR HARD WORK.

224CC PETROL GENERATOR

JCB-G3600P

FEATURES

- Wheel mounted with puncture proof (solid) tyres, ideal for manoeuvring on rough terrain
- Produces a maximum output of 3.6kW, 115/230v
- Fill up less thanks to its long-run petrol tank
- Built-in overload protection



SPECIFICATION

CONTINUOUS OUTPUT (WATTS / KW)	3200/3.2
MAXIMUM OUTPUT (WATTS / KW)	3600/3.6
MAXIMUM POWER (HP)	7.5
RATED VOLTAGE (V)	115 / 230
RATED FREQUENCY (HZ)	50
DISPLACEMENT (CC)	224
START METHOD	RECOIL
OIL CAPACITY (MM)	600
LOW OIL LEVEL SHUTDOWN	YES
NOISE LEVEL (DB @ 7M)	70
ALTERNATOR TYPE	AVR
PHASE	SINGLE PHASE
SOCKET CONFIGURATION	1 X 230V 16A BLUE & 1X 115V 16A YELLOW SOCKETS.
FUEL TANK SIZE (L)	15
FRAME DIAMETER (MM)	32
DIMENSIONS (MM) (LXWXH)	610 X 580 X 540

457CC PETROL GENERATOR

JCB-G8000PE

FEATURES

- Wheel mounted with puncture proof (solid) tyres, ideal for manoeuvring on tough terrain
- Produces a maximum output of 7.9kW, 115/230v
- Fill up less thanks to its long-run petrol tank
- Built-in overload protection



SPECIFICATION

CONTINUOUS OUTPUT (WATTS / KW)	7500/7.5
MAXIMUM OUTPUT (WATTS / KW)	7900/7.9
MAXIMUM POWER (HP)	15
RATED VOLTAGE (V)	115 / 230
RATED FREQUENCY (HZ)	50
DISPLACEMENT (CC)	457
START METHOD	RECOIL/E-START
OIL CAPACITY (MM)	1100
LOW OIL LEVEL SHUTDOWN	YES
NOISE LEVEL (DB @ 7M)	70
ALTERNATOR TYPE	AVR
PHASE	SINGLE PHASE
SOCKET CONFIGURATION	1 X 32AMP BLUE 230V, 1 X 32AMP YELLOW 115V, 1 X 16AMP YELLOW 115V
FUEL TANK SIZE (L)	25
FRAME DIAMETER (MM)	32
DIMENSIONS (MM) (LXWXH)	690 X 675 X 655





3100PSI PRESSURE WASHER

JCB-PW3600P

FEATURES

- Suitable for heavy plant, machinery, agricultural and commercial applications
- High quality Annovi Reverberi Triplex pump with brass head
- Comes complete with 12m hose, quick connection trigger gun, high-pressure lance and a selection of 5 different sprtlay pattern nozzles



SPECIFICATION

MAX PRESSURE (PSI)	3100
FLOW RATE (L/MIN)	11.3
DISPLACEMENT (CC)	224
ENGINE MAXIMUM POWER (HP)	7.5
START METHOD	RECOIL
FUEL TANK SIZE (L)	3.6
PUMP TYPE	RSV 3G31 TRIPLEX AR PUMP WITH BRASS HEAD
CHEMICAL DETERGENT INJECTER	YES
WATER OUTLET CONNECTION	QUICK RELEASE
LANCE CONNECTION TO NOZZLE	Q/R GARDEN HOSE FITTING
HOSE CONNECTIONS	3/8" QR
HOSE LENGTH (FT/M)	40 / 12.2 5/16" 4000PSI RATED STEEL BRAIDED RUBBER HOSE
NOZZLE TIP PACK	0°, 15°, 25°, 40°, STANDARD SOAP NOZZLE
DIMENSIONS (MM) (LXWXH)	625 X 505 X 600
40HQ (PCS)	328

4000PSI PRESSURE WASHER

JCB-PW4500P

FEATURES

- Suitable for heavy plant, machinery, agricultural and commercial applications
- High quality Annovi Reverberi Triplex pump with brass head
- Comes complete with 15m hose, quick connection trigger gun, high-pressure lance and a selection of 5 different sprtlay pattern nozzles



SPECIFICATION

MAX PRESSURE (PSI)	4000
FLOW RATE (L/MIN)	15.14
DISPLACEMENT (CC)	457
ENGINE MAXIMUM POWER (HP)	15
START METHOD	RECOIL
FUEL TANK SIZE (L)	6.5
PUMP TYPE	RSV 4G40 TRIPLEX AR PUMP WITH BRASS HEAD
CHEMICAL DETERGENT INJECTER	YES
WATER OUTLET CONNECTION	QUICK RELEASE
LANCE CONNECTION TO NOZZLE	Q/R GARDEN HOSE FITTING
HOSE CONNECTIONS	3/8" QR
HOSE LENGTH (FT/M)	50 / 15.24 5/16" 4000PSI RATED STEEL BRAIDED RUBBER HOSE
NOZZLE TIP PACK	0°, 15°, 25°, 40°, STANDARD SOAP NOZZLE
DIMENSIONS (MM) (LXWXH)	725 X 655 X 720
DIMENSIONS (MM) (LXWXH)	610 X 580 X 540

224CC PETROL REPLACEMENT ENGINE

JCB-E225P

FEATURES

- Maximum power 7.5hp for Heavy-Duty applications
- Recoil start
- Straight and tapered shaft options
- Low oil shutdown
- EU V Emission



SPECIFICATION

TYPE	4-STROKE AIR-COOLED OHV SINGLE CYLINDER
EMISSION	EU V
POWER @ 3600 RPM (HP)	7.5
DISPLACEMENT (CC)	224
BORE X STROKE (MM)	70 X 58
START METHOD	RECOIL PULL START
FUEL TANK CAPACITY (L)	3.6
LOW OIL SENSOR	YES
IGNITION SYSTEM	CDI
DIMENSIONS (MM) (LXWXH)	339 X 315 X 370
WEIGHT (KG)	15

457CC PETROL REPLACEMENT ENGINE

JCB-E460P

FEATURES

- Maximum power 15hp for Heavy-Duty applications
- Recoil and E-start options
- Straight and tapered shaft options
- Low oil shutdown
- EU V Emission



SPECIFICATION

TYPE	4-STROKE AIR-COOLED OHV SINGLE CYLINDER
EMISSION	EU V
POWER @ 3600 RPM (HP)	15
DISPLACEMENT (CC)	457
BORE X STROKE (MM)	92 X 69
START METHOD	RECOIL PULL START AND ELECTRIC OPTION
FUEL TANK CAPACITY (L)	6.5
LOW OIL SENSOR	YES
IGNITION SYSTEM	CDI
DIMENSIONS (MM) (LXWXH)	480 X 420 X 450
WEIGHT (KG)	33





50MM/224CC WATER PUMP

JCB-WP50

FEATURES

- Petrol open-frame clean water pump: Built for pumping flooded areas, footings, ponds, swimming pools, etc.
- Powered by the durable JCB 224cc 7.5hp engine
- Total head of 32m and suction head of 7m



SPECIFICATION

CAPACITY (CC)	224
MAXIMUM POWER (HP)	7.5
ENGINE TYPE	4-STROKE OHV SINGLE CYLINDER AIR-COOLED
START METHOD	RECOIL
IGNITION TYPE	T.C.I
RUN TIME @ 50% LOAD	2H
LOW OIL SHUTDOWN	YES
MAX FLOW (L/MIN)	600
TOTAL HEAD (M)	32
SUCTION/DISCHARGE PORT DIAMETER (MM/INCH)	50/2.0
SUCTION HEAD LIFT (M)	7.5
FRAME DIAMETER (MM)	32
FUEL TANK SIZE (L)	3.6
DIMENSIONS (MM) (LXWXH)	500 X 390 X 400
GROSS WEIGHT (KG)	24
NET WEIGHT (KG)	23

80MM/224CC WATER PUMP

JCB-WP80

FEATURES

- Petrol open-frame clean water pump: Built for pumping flooded areas, footings, ponds, swimming pools, etc.
- Powered by the durable JCB 224cc 7.5hp engine
- Total head of 28m and suction head of 14m



SPECIFICATION

CAPACITY (CC)	224
MAXIMUM POWER (HP)	7.5
ENGINE TYPE	4-STROKE OHV SINGLE CYLINDER AIR-COOLED
START METHOD	RECOIL
IGNITION TYPE	T.C.I
RUN TIME @ 50% LOAD	2H
LOW OIL SHUTDOWN	YES
MAX FLOW (L/MIN)	1000
TOTALHEAD (M)	28
SUCTION/DISCHARGE PORT DIAMETER (MM/INCH)	80/3.0
SUCTION HEAD LIFT (M)	7.5
FRAME DIAMETER (MM)	32
FUEL TANK SIZE (L)	3.6
DIMENSIONS (MM) (LXWXH)	500 X 390 X 420
GROSS WEIGHT (KG)	25
NET WEIGHT (KG)	25

80MM/224CC TRASH WATER PUMP

JCB-WP80T

FEATURES

- Petrol open-frame trash water pump: Built for pumping flooded areas, footings, ponds, swimming pools, etc.
- Powered by the durable JCB 224cc 7.5hp engine
- Total head of 25m and suction head of 14m



SPECIFICATION

CAPACITY (CC)	224
MAXIMUM POWER (HP)	7.5
ENGINE TYPE	4-STROKE OHV SINGLE CYLINDER AIR-COOLED
START METHOD	RECOIL
IGNITION TYPE	T.C.I
RUN TIME @ 50% LOAD	2H
LOW OIL SHUTDOWN	YES
MAX FLOW (L/MIN)	1000
TOTAL HEAD (M)	25
SUCTION/DISCHARGE PORT DIAMETER (MM/INCH)	80/3.0
SUCTION HEAD LIFT (M)	14
FRAME DIAMETER (MM)	32
FUEL TANK SIZE (L)	3.6
DIMENSIONS (MM) (LXWXH)	500 X 390 X 420
GROSS WEIGHT (KG)	25
NET WEIGHT (KG)	25

224CC/120MM WOOD CHIPPER

JCB-CH120P

FEATURES

- Compact yet powerful chipper: Chip branches with up to a 12cm diameter
- Easy to use: Ideal for landscapers and novice and experienced gardeners
- Rotational ejection chute: Direct chippings into a wheelbarrow/trailer or into a neat pile



SPECIFICATION

START METHOD	RECOIL
DRIVE TYPE	BELT DRIVE
CHIPPING CAPACITY (MM)	120
FEED HOPPER OPENING SIZE (MM)	381 X 452
INFEED THROAT OPENING SIZE (MM)	154 X 227
DISC SIZE (MM) (DIAMETER / THICKNESS)	350
FEATURES	360° ROTATING CHUTE
ENGINE TYPE	4-STROKE OHV SINGLE CYLINDER
ENGINE SIZE (CC)	224
MAXIMUM POWER (HP)	7.5
FUEL	PETROL
FUEL CAPACITY (L)	3.6
GROSS WEIGHT (KG)	145
NET WEIGHT (KG)	120
SOUND LEVEL (DB)	118
DIMENSIONS (MM) (LXWXH)	1850 X 740 X 1150





457CC/150MM WOOD CHIPPER

JCB-CH150P

FEATURES

- Quickly chip large quantities of wood: Ideal for large garden clearances or maintaining estates/ business premises
- Heavy-duty 2-blade drum mechanism: Designed to draw in and chip branches with up to a 15cm diameter
- ATV removable towing bar: Can easily be towed off-road to remote locations



SPECIFICATION

START METHOD	ELECTRIC & RECOIL
DRIVE TYPE	BELT DRIVE
CHIPPING CAPACITY (MM)	150
FEED HOPPER OPENING SIZE (MM)	170 X 270
INFEED THROAT OPENING SIZE (MM)	500 X 540
DISC SIZE (MM) (DIAMETER / THICKNESS)	600
FEATURES	360° ROTATING CHUTE
ENGINE TYPE	4-STROKE OHV SINGLE CYLINDER
ENGINE SIZE (CC)	457
RATED POWER (HP)	15
FUEL	PETROL
FUEL CAPACITY (L)	6.5
GROSS WEIGHT (KG)	200
NET WEIGHT (KG)	170
SOUND LEVEL (DB)	120
DIMENSIONS (MM) (LXWXH)	2700 X 1000 X 1700

20KW SPACE HEATER

JCB-SH70D

FEATURES

- 70,000 BTU / 20kW space heater: Ideal for heating smaller garages, factories and workshops
- Distributes heat quickly and evenly: Has approx heating area of 496m³
- Low fuel consumption: Cost-effective heating solution for large areas



SPECIFICATION

HEAT OUTPUT (KW / BTU)	20 / 70,000
FUEL	KEROSENE, DIESEL
FUEL TANK (L)	19
FUEL CONSUMPTION (L/HR)	1.9
HEATING AREA (M ³)	400
IGNITION TYPE	CONTINUOUS SPARK IGNITION
THERMOSTAT CONTROL	YES
DIMENSIONS (MM) (LXWXH)	776 X 290 X 446
NET WEIGHT (KG)	14.5

40KW SPACE HEATER

JCB-SH140D

FEATURES

- 140,000 BTU / 40kW space heater: Ideal for heating medium-sized garages, factories and workshops
- Distributes heat quickly and evenly: Has approx heating area of 800m³
- Low fuel consumption: Cost-effective heating solution for large areas



SPECIFICATION

HEAT OUTPUT (KW / BTU)	40 / 140,000
FUEL	KEROSENE, DIESEL
FUEL TANK (L)	38
FUEL CONSUMPTION (L/HR)	3.8
HEATING AREA (M ³)	800
IGNITION TYPE	CONTINUOUS SPARK IGNITION
THERMOSTAT CONTROL	YES
DIMENSIONS (MM) (LXWXH)	935 X 514 X 702
NET WEIGHT (KG)	23

63KW SPACE HEATER

JCB-SH215D

FEATURES

- 215,000 BTU / 63kW space heater: Ideal for heating large garages, factories and workshops
- Distributes heat quickly and evenly: Has approx heating area of 1500m³
- Low fuel consumption: Cost-effective heating solution for large areas



SPECIFICATION

HEAT OUTPUT (KW / BTU)	63 / 215,000
FUEL	KEROSENE, DIESEL
FUEL TANK (L)	50
FUEL CONSUMPTION (L/HR)	5.8
HEATING AREA (M ³)	1500
IGNITION TYPE	CONTINUOUS SPARK IGNITION
THERMOSTAT CONTROL	YES
DIMENSIONS (MM) (LXWXH)	1119 X 576 X 711
NET WEIGHT (KG)	27



ACCESSORIES.

OUR WIDE RANGE OF DRILLING, CUTTING, GRINDING AND SANDING POWER TOOL ACCESSORIES KEEP YOUR JCB TOOLS WORKING HARDER FOR LONGER.



ACCESSORIES, MADE FOR HARD WORK.

MULTI PURPOSE DRILL BITS

FEATURES

- Multi purpose drill bit of carbide tip construction for increased durability
- Suitable for drilling into masonry, metal and wood
- Smooth drilling application
- Precision ground flutes for smooth drilling application which means less battery wear on cordless tools



5055803310516	JCB 3X70MM MULTI PURPOSE DRILL BIT
5055803310523	JCB 4X75MM MULTI PURPOSE DRILL BIT
5055803310530	JCB 5X85MM MULTI PURPOSE DRILL BIT
5055803310547	JCB 5.5X85MM MULTI PURPOSE DRILL BIT
5055803310554	JCB 6X100MM MULTI PURPOSE DRILL BIT
5055803310622	JCB 6X150MM MULTI PURPOSE DRILL BIT
5055803310561	JCB 6.5X100MM MULTI PURPOSE DRILL BIT
5055803310578	JCB 7X100MM MULTI PURPOSE DRILL BIT
5055803310585	JCB 8X120MM MULTI PURPOSE DRILL BIT
5055803310592	JCB 10X120MM MULTI PURPOSE DRILL BIT
5055803310608	JCB 12X150MM MULTI PURPOSE DRILL BIT
5055803310615	JCB 4 PIECE MULTI PURPOSE DRILL BIT SET

TURBOJET™ HSS DRILL BITS

FEATURES

- HSS drill bit with unique TurboJet™ cutting edge tip
- Easy start tip
- Superior cutting and fast debris removal
- TiN (Titanium Nitride) hard ceramic coating surface finish for up to 4 times longer life than standard HSS drill bits
- Precision ground flutes for smooth drilling application which means less battery wear on cordless tools



5055803318666	JCB HSS TURBOJET 7 POINT DRILL BIT 2X49MM 3PK
5055803318673	JCB HSS TURBOJET 7 POINT DRILL BIT 2.5X57MM 3PK
5055803318680	JCB HSS TURBOJET 7 POINT DRILL BIT 3X61MM 3PK
5055803318697	JCB HSS TURBOJET 7 POINT DRILL BIT 3.5X65MM 3PK
5055803318703	JCB HSS TURBOJET 7 POINT DRILL BIT 4X75MM 3PK
5055803318710	JCB HSS TURBOJET 7 POINT DRILL BIT 4.5X80MM
5055803318727	JCB HSS TURBOJET 7 POINT DRILL BIT 5X86MM
5055803318734	JCB HSS TURBOJET 7 POINT DRILL BIT 5.5X93MM
5055803318741	JCB HSS TURBOJET 7 POINT DRILL BIT 6X93MM
5055803318758	JCB HSS TURBOJET 7 POINT DRILL BIT 6.5X101MM
5055803318765	JCB HSS TURBOJET 7 POINT DRILL BIT 7X109MM
5055803318772	JCB HSS TURBOJET 7 POINT DRILL BIT 7.5X109MM
5055803318789	JCB HSS TURBOJET 7 POINT DRILL BIT 8X117MM
5055803318796	JCB HSS TURBOJET 7 POINT DRILL BIT 8.5X117MM
5055803318802	JCB HSS TURBOJET 7 POINT DRILL BIT 9X125MM
5055803318819	JCB HSS TURBOJET 7 POINT DRILL BIT 9.5X133MM
5055803318826	JCB HSS TURBOJET 7 POINT DRILL BIT 10X133MM
5055803318833	JCB HSS TURBOJET 7 POINT DRILL BIT 11X142MM
5055803318840	JCB HSS TURBOJET 7 POINT DRILL BIT 12X151MM
5055803318857	JCB HSS TURBOJET 7 POINT DRILL BIT 13X151MM





MASONRY DRILL BITS

FEATURES

- Hard surface masonry drill bit of carbide tip construction for increased durability
- Precision ground flutes for smooth drilling application which means less battery wear on cordless tools
- Durable material and design make these drill bits suitable for drilling into denser building material



5055803301125	JCB MASONRY DRILL BIT 5 PIECE SET
5055803301682	JCB 3X70MM MASONRY DRILL BIT
5055803301699	JCB 4X75MM MASONRY DRILL BIT
5055803301002	JCB 5X85MM MASONRY DRILL BIT
5055803301705	JCB 5.5X85MM MASONRY DRILL BIT
5055803301019	JCB 5.5X150MM MASONRY DRILL BIT
5055803301026	JCB 6X100MM MASONRY DRILL BIT
5055803301033	JCB 6.5X100MM MASONRY DRILL BIT
5055803301057	JCB 7X100MM MASONRY DRILL BIT
5055803301064	JCB 7X150MM MASONRY DRILL BIT
5055803301071	JCB 8X150MM MASONRY DRILL BIT
5055803301088	JCB 10X150MM MASONRY DRILL BIT
5055803301095	JCB 12X150MM MASONRY DRILL BIT
5055803301101	JCB 14X150MM MASONRY DRILL BIT
5055803301118	JCB 16X150MM MASONRY DRILL BIT



40 PIECE ACCESSORY SET

JCB-PTA-40



FEATURES

- JCB 40 piece accessory set in folding carry case
- Selection of HSS, masonry and wood drill bits as well as variety of screwdriver bits and nut sockets
- Masonry drill bits with carbide tips for longer life
- Precision ground HSS TiN drill bits
- Universal fit steel drill bits, ideal for drilling into all grades of wood
- Durable folding carry case with bit markings for easy selection

CONTENTS

5PC HSS DRILL BITS: 1.5, 2.5, 3.0, 4, 5 MM
5PC MASONRY DRILL BITS: 3, 5, 6.5, 7, 8MM
5PC WOOD DRILL BITS: 3, 5, 6.5, 7, 8MM
3 NUT DRIVER HEX BITS: 6.5, 8, 10MM
25MM SCREWDRIVER BITS:
SLOTTED, 5/32", 3/16", 1/4"
PHILIPS: PHI (QTY 2), PH2 (QTY 4), PH3 (QTY 2)
HEX: H1/8", H5/32", H3/16", H1/4"
TORX®: T15, T20, T25, T30
COUNTERSINK HEX BIT
¼" DRIVE HEX BIT ADAPTOR
MAGNETIC BIT HOLDER: 60MM
DOUBLE WINDOW CASE

55 PIECE ACCESSORY SET

JCB-PTA-55



FEATURES

- JCB 55 piece accessory set in folding carry case
- Selection of HSS, masonry and wood drill bits as well as variety of screwdriver bits and nut sockets
- Masonry drill bits with carbide tips for longer life
- Precision ground HSS TiN drill bits
- Universal fit Chrome Vanadium screwdriver bits, ideal for drilling into all grades of wood
- Durable folding carry case with bit markings for easy selection

CONTENTS

11PC HSS DRILL BITS: 1.5,2,2.5,3,3.5,4,4.5,5,5.5,6,6.5 MM
6PC MASONRY DRILL BITS: 4,5,6,7,8,10 MM
6PC WOOD DRILL BITS: 4,5,6,7,8,10 MM
2PC FLAT WOOD DRILL BITS: 13, 16 X 150MM
COUNTERSINK
60MM MAGNETIC DRILL BIT HOLDER
3PC NUT SOCKETS: 7, 8, 10MM
NUT SOCKET ADAPTOR
18PC 25MM SCREWDRIVER BITS
DRILL DIAMETER GAUGE
5PC 50MM SCREWDRIVER BITS

100 PIECE ACCESSORY SET

JCB-PTA-100



FEATURES

- JCB 100 piece power tool accessory set contained in durable carry case.
- Includes drill bits suitable for wood, metal and masonry
- Screwdriver bit accessories for use with impact drivers
- Drill bits with precision ground flutes
- S2 toughened steel screwdriver bits
- Folding carry case with moulded inserts to help keep your accessories organised

CONTENTS

2,2.5,3,3.2,3.5,4,4.5,4.8,5,5.5,6,6.5MM HSS TIN METAL DRILL BITS
4,5,6,6.5,7,8,10MM MASONRY DRILL BITS
3,5,6.5,7,8MM WOOD DRILL BITS
53PCS 25MM SCREWDRIVER BITS
15PCS 50MM SCREWDRIVER BITS
60MM MAGNETIC BIT HOLDER
6,8,10MM NUT SOCKETS
COUNTERSINK
32,38MM HOLESAWS
HOLESAW ARBOR





13 PIECE
IMPACT BIT SET

JCB-PTA-IM13

FEATURES

- JCB 13 piece impact bit set contained in folding holder for convenient storage
- Universal fit - compatible with most branded impact drivers
- Includes Phillips and Pozi impact bits
- Colour coded for easy bit selection

CONTENTS

PHILLIPS 2X PH1, 2X PH2, 2X PH3.
POZI 2X PZ1, 2X PZ2, 2X PZ3
MAGNETIC BIT HOLDER

21 PIECE
IMPACT BIT SET

JCB-PTA-IM21

FEATURES

- JCB 21 piece impact bit set in folding case with hardware organiser.
- Universal fit - compatible with most branded impact drivers
- Set contains Phillips, Pozi and Torx impact bits
- Colour coded for easy bit selection
- Includes adaptor with quick lock function
- Hardware organiser with clip lid

CONTENTS

25MM TORX IMPACT BITS: 2X T10, 2X T15, 4X T20, 2X T25, 1X T27, 1X T30, 1X T35, 1X T40.
POZI IMPACT BITS: 1X PZ1, 1X PZ2, 1X PZ3
PHILLIPS IMPACT BITS: 1X PH1, 1X PH2, 1X PH3
1X QUICK LOCK BIT ADAPTOR
IMPACT BIT MATERIAL: SPECIAL SUPER TOUGH CVM STEEL

8 PIECE MULTI-TOOL
BLADE SET

JCB-PTA-MT8

FEATURES

- JCB 8 piece multi-tool blade set compatible with corded and cordless multi-tools.
- Universal fit - compatible with most branded multi-tools
- Set contains blades suitable for working with metal and wood
- Variety of blade shapes and sizes for different applications
- Made from toughened steel
- Safely stored in moulded, durable case for easy care.
- Compatible with JCB 18V multi-tools

CONTENTS

WOOD END CUT BLADE 40X10X0.6MM 18T,
40X20X0.6MM 18T, 48X28X0.52MM 18T,
40X34X0.6MM 14T, 40X34X0.6MM 18T,
40X68X0.6MM 18T

BI-METAL END CUT BLADE 40X32X0.8MM 18T
BI-METAL SEMI CIRCLE BLADE 87MM DIA. 18T

12 PIECE RECIPROCATING
SAW BLADE KIT

JCB-PTA-12RS

FEATURES

- JCB 12 piece reciprocating saw blade set suitable for use on a variety of materials.
- Universal fitting, compatible with most branded reciprocating saws
- Suitable for cutting wood, metal and plastics
- Variety of coarse and fine cut blades for multiple applications

CONTENTS

3PCS 152X19X0.9MM 24T BIM
2PCS 152X19X1.27MM 6T BIM
2PCS 203X19X1.27MM 10T BIM

3PCS 203X19X0.9MM 18T BIM
229X19X1.57MM 10T BIM

18 PIECE JIGSAW
BLADE SET

JCB-PTA-JS18

FEATURES

- JCB 18 piece jigsaw blade set contained in durable case for convenient storage
- Universal fit T shank - compatible with most branded jigsaws
- Set contains blades suitable for cutting wood, metal, laminates and plastics
- Assortment of teeth configurations
- High quality HCS and HSS blades
- Keep blades organised and protected in the durable case
- Compatible with all JCB jigsaws

CONTENTS

HCS JIGSAW BLADE
2PCS 75X1.2X5MM 12T
2PCS 92X1.2X8MM 8T
2PCS 100X1.2X8MM 6T
2PCS 100X1.2X8MM 8T
2PCS 100X1.2X8MM 18T

2PCS 100X1.3X8MM 6T
HSS JIGSAW BLADE
2PCS 75X1.0X8MM 21T
2PCS 100X1.0X8MM 8T
2PCS 115X1.0X8MM 21T

12 PIECE CUTTING
DISC SET

JCB-PTA-CD12

FEATURES

- JCB 12 piece cutting disc set for 115mm angle grinders
- A range of cutting and grinding discs suitable for steel and general purpose metals
- Includes metal and stone cutting discs along with segmented diamond blades
- Contained in metal tin for convenient storage
- Range compatible with all standard angle grinders

CONTENTS

METAL CUTTING DISCS
4X 115X2.5X22.23MM

STONE CUTTING DISCS
3X 115X2.5X22.23MM

STAINLESS STEEL CUTTING DISCS
2X 115X1.2X22.23MM



MULTI PURPOSE TCT BLADES

FEATURES

A range of TCT circular saw blades to fit most power tools and mitre saws from 24T upwards to deliver the appropriate coarse, medium or fine cut.

- Wood Saw blades for use with circular saws
- Tungsten carbide teeth for a fine cut finish
- Universal fit blade with a 25.4mm bore



5055803336035	MULTI PURPOSE TCT BLADE 184X20X 40T
5055803396695	MULTIPURPOSE TCT BLADE 210X25.4 40T
5055803396701	MULTIPURPOSE TCT BLADE 210X25.4 80T
5055803396725	MULTIPURPOSE TCT BLADE 255X25.4 40T
5055803396732	MULTIPURPOSE TCT BLADE 255X25.4 80T

DIAMOND BLADE

FEATURES

- Suitable for cutting general purpose building materials, stock paving bricks, roofing tiles, lintels and hard sandstones
- Diamond blade for high performance cutting
- Universal fitting blade with 22.23mm bore



5055803334765	JCB 115MM GENERAL PURPOSE BLADE 22.23MM BORE
5055803334789	JCB 230MM GENERAL PURPOSE BLADE 22.23MM BORE

JCB DIAMONDTECH™ HOLESAWS

FEATURES

- JCB diamond tipped holesaw
- Suitable for drilling into harder materials such as grade 5 porcelain, ceramic, granite, marble, glass, cement board, and brick
- High performance and cost effective solution for delicate and costly materials
- Tough alloy body and high grade exposed diamonds for fast, clean cutting
- Universal fit - suitable for use with most branded drills



5055803316297	JCB 6.5MM DIAMOND TECH HOLE SAW
5055803316303	JCB 8MM DIAMOND TECH HOLE SAW
5055803316310	JCB 10MM DIAMOND TECH HOLE SAW
5055803316334	JCB 16MM DIAMOND TECH HOLE SAW
5055803316341	JCB 25MM DIAMOND TECH HOLE SAW

CIRCULAR SAW BLADES

FEATURES

- Wood Saw blades for use with circular saws
- Tungsten carbide teeth for a fine cut finish
- Universal fit blade with a 30mm bore



JCB-WTCT180-48T	JCB CIRCULAR SAW (WOOD) TCT 180 X 30 X 48 TEETH
JCB-WTCT185-60T	JCB CIRCULAR SAW BLADE (WOOD) 185 X 30 X 60 TEETH
JCB-PTA-TCT2	JCB 2 PIECE 165MM TCT WOOD SAW BLADE SET 16MM BORE

SDS PLUS® CHISELS

FEATURES

- Ultra-high strength premium 40RC grade steel
- Ideal for chiselling tiles, brick, plaster and other masonry products
- Universal fit – compatible with most branded corded and cordless SDS Drills




5055803335212	JCB 250MM SDS POINTED CHISEL
5055803335229	JCB 20X250MM SDS FLAT CHISEL

MESH SANDING SHEETS

FEATURES

- JCB Mesh Sanding Sheet with no clog technology
- Mesh design allows for universal dust extraction reducing clogging for faster and longer sanding
- Universal fit - compatible with sanders with Hook and Loop attachment
- Up to 4x longer life than traditional sand paper
- Fine 240 grit - ideal for fine sanding tasks
- Medium 180 and 120 grit - ideal for surface preparation and finishing applications
- Coarse 80 grit - ideal for surface preparation on tougher applications such as varnish removal
- Cut to size. Each sheet is 280x230mm. Each sheet can create x2 1/2 sheets, x3 1/3 sheets, x12 detail sheets or x3 orbital sheets
- Washable



5055803319373	JCB 80 GRIT MESH SANDING SHEET 2PK
5055803319380	JCB 120 GRIT MESH SANDING SHEET 2PK
5055803319366	JCB 180 GRIT MESH SANDING SHEET 2PK
5055803319397	JCB 240 GRIT MESH SANDING SHEET 2PK
5055803319403	JCB MIXED GRIT MESH SANDING SHEET 4PK



STORAGE.

OUR RANGE OF KIT BAGS AND POWER TOOL CARRY CASES ARE DESIGNED TO ORGANISE AND KEEP TOOLS IN OPTIMUM CONDITION.



26" TROLLEY HANDLED KIT BAG

21-18VKB

FEATURES

JCB 26" (660mm) tool kit bag with wheels ideal for transporting power tools, hand tools and accessories.

- Multiple pockets for storing and transporting tools and accessories
- Telescopic trolley handle
- 2x wheels for easily transportation of your tools
- Padded shoulder strap
- Soft grip carry handle



20" KIT BAG WITH SOFT BASE

21-KBAG

FEATURES

JCB 20" (508mm) tool kit bag ideal for transporting small to medium power tools, hand tools and accessories.

- Multiple pockets for storing and transporting tools and accessories
- Padded shoulder strap
- Soft grip carry handle



L-BOXX 136 POWER TOOL CASE

JCB-LB136

FEATURES

LBoxx storage system, compatible with Sortimo van racking system. Rugged and versatile tool storage system to make tools easily identifiable and accessible as well as being secure and protected from damage.

- Dimensions 445 x 358 x 152mm
- Weight 2.3kg
- Top and side handles
- Compatible with Sortimo van racking systems
- Stackable cases for storing and transporting tools efficiently
- Identification labels provide a quick reference to contents
- Withstands loads up to 25kg



WBOXX 136 POWER TOOL CASE

JCB-WB136

FEATURES

WBoxx storage system, compatible with Sortimo van racking system. Lightweight and robust tool storage system to make tools easily identifiable and accessible as well as being secure and protected from damage.

- Dimensions 440 x 405 x 136mm
- Weight 1.5kg
- Top handle
- Compatible with Sortimo van racking systems
- Stackable cases for storing and transporting tools efficiently
- Identification labels provide a quick reference to contents



STORAGE, MADE FOR HARD WORK.



HAND TOOLS.

THE JCB HAND TOOLS RANGE IS DESIGNED TO PROVIDE HIGH QUALITY TOOLS SO YOU HAVE THE RIGHT TOOL THAT DELIVERS PERFORMANCE AND RESULTS.

HAND TOOLS, MADE FOR HARD WORK.

6PC SET OF SCREWDRIVERS

JCB-6PC-SD

FEATURES

- Nickel plated corrosion resistant finish
- S2 steel blade
- Magnetic tips
- Soft grip handle

POZI SCREWDRIVERS:

PZ0 x 3" (75mm)

PZ1 x 4" (100mm)

PZ2 x 5" (125mm)

SLOTTED SCREWDRIVERS:

SL3 x 3" (75mm)

SL4 x 4" (100mm)

SL5.5 x 5" (125mm)



COMBINATION PLIERS 180MM

JCB-CBPLR-180

FEATURES

- 7 inch (180mm)
- Chrome Vanadium steel for durability and longer lasting performance
- Corrosion resistant coating
- 25mm jaw width
- Cushion grip for comfort and control
- Stay sharp hardened cutting edge
- Serrated jaws for a secure grip



35PC SCREWDRIVER SET

JCB-SWDVR-35PC

FEATURES

- 17PC S2 Steel bits, 25mm (1")

Size: SL3, SL4, SL5, SL6mm, PZ1, PZ2, PZ3, PZ0, T10, T15, T20, T25, T27, H2, H2.5, H3, H4

- 10PC precision screwdrivers, CR-V Steel blade, magnetic tip

Size: SL1.5mm, SL2mm, SL2.5mm, SL3mm, PH0, PH00, PH1, T7, T8, T9

- 7PC screwdrivers, S2 Steel blade, magnetic tip

Size: SL3X75mm, SL5X100mm, SL6X125mm, SL8X150mm, PZ1X100mm, PZ0X75mm, PZ2X125mm

Magnetic bit holder

- Storage frame



3PC PLIERS SET

JCB-3PC-PL

FEATURES

- 8" Combination Pliers
- 8" Long Nose Pliers
- 7" Diagonal Cutters
- Hardened Cutting Edges
- Corrosion resistant finish
- Made from Chrome Vanadium steel
- High leverage design





ADJUSTABLE WRENCH 300MM

JCB-ADJWR-300

FEATURES

- 12 inches (300mm)
- CR-V forged steel
- Corrosion resistant coating
- Extra wide jaw opening : 34mm
- Double sided measuring scale



RETRACTABLE KNIFE

JCB-KNIFE-RET

FEATURES

- Aluminium alloy body
- Includes 3pc SK5 steel knife blades
- Quick blade change mechanism
- Blade storage in handle



NOT FOR SALE TO ANYONE UNDER THE AGE OF 18

HEAVY DUTY KNIFE BLADES - 50PC

JCB-KNBLD-50PC

FEATURES

- 50 pcs SK5 steel knife blades



NOT FOR SALE TO ANYONE UNDER THE AGE OF 18

PANEL SAW 560MM 9TPI

JCB-PSAW-9TPI

FEATURES

- Saw Length 560mm (22")
- Suitable for Cutting Timber, Plastic, PVC and Plasterboard
- SK5 steel Blade 9TPI, 1.0mm thick polished blade - high hardness, excellent wear resistance, high strength and toughness.
- Triple Ground teeth, using Innovative Grinding Technology
- Super High Frequency Teeth Treatment
- 45° and 90° Angle Guides
- Soft grip handle for comfort and control



DRY WALL SAW

JCB-DWSAW

FEATURES

- 6 inch (150mm)
- 65Mn steel
- Triple ground teeth
- Cuts plasterboard
- Double-edged blade
- Hardened triple-ground teeth cut on the push and pull stroke for increased efficiency
- Soft grip handle for comfort and control



3M & 5M TAPE MEASURE TWIN PACK

JCB-TAPE-TWIN

FEATURES

- 2-piece tape measure set
- Metric and imperial scales
- Nylon coated 3m/19mm blade
- Nylon coated 5m/19mm blade
- Magnetic blade hook
- Double sided printing
- ABS body with rubber cushion grip
- Belt clip



26 PIECE TOOL KIT IN POUCH

JCB-26-SET

FEATURES

- 7" (180mm) Combination Pliers
- 6" (150mm) Diagonal Cutters
- 16' (5m) Tape Measure
- Retractable Knife
- Pack of 5 x Knife Blades
- Magnetic screwdriver handle
- 20 x 1" (25mm) Screwdriver Bits:
 - Slotted: SL3, SL4 (Qty 2), SL5 (Qty 2), SL6 (Qty 2), SL7 Pozidriv®: PZ1 (Qty 2), PZ2 (Qty 4), PZ3 (Qty 2)
 - Philips: PH1, PH2 (Qty 2), PH3
- Tool Storage Pouch



NOT FOR SALE TO ANYONE UNDER THE AGE OF 18

30 PIECE HAND TOOL SET

JCB-HTSET-30PC



FEATURES

- 1 pc 180mm Combination pliers, made from Chrome Vanadium steel
- 3pc Screwdriver set, S2 blade. Sizes: PH1x100mm, SL5x100mm, SL3.5x75mm
- 8pcs Hex keys, S2 blade. Sizes: 1.5, 2, 2.5, 3, 4, 5, 6, 8mm
- 1pc 5m tape measure, metric and imperial
- 10pc 25mm screwdriver bits, S2 steel. Sizes: PH1, PH2, PH3, PZ1, PZ2, PZ3, SL3, SL4, SL5, SL6
- 3pc precision screwdriver set, CR-V blade. Sizes: PH0, PH1, SL2
- 1pc retractable knife with 3pc blades
- 1 pack SK5 steel knife blades, 5pcs
- 1pc 16oz claw hammer, carbon steel head
- 1pc 250mm torpedo level, aluminium body
- 1pc bit driver, magnetic
- 1 case

NOT FOR SALE TO ANYONE UNDER THE AGE OF 18



CONTRACTOR & LANDSCAPING TOOLS.

THE JCB HAND TOOLS RANGE IS DESIGNED TO PROVIDE
HIGH QUALITY TOOLS SO YOU HAVE THE RIGHT TOOL
THAT DELIVERS PERFORMANCE AND RESULTS.



CONTRACTOR & LANDSCAPING TOOLS, MADE FOR HARD WORK.

SQUARE MOUTH ALL STEEL SHOVEL

JCB SM2S01

FEATURES

- Heavy duty blade and handle (top-range)
- Hardened and tempered carbon steel blade
- Solid forged resulting in a stronger, more durable blade
- Metal YD grip



SPECIFICATION

HANDLE TYPE	METAL YD
HANDLE MATERIAL	TUBULAR STEEL 1.5MM
GRIP	D GRIP
BLADE TYPE	NO 2 SQUARE HD
BLADE MATERIAL	CARBON STEEL
BLADE WIDTH (MM)	250
BLADE LENGTH (MM)	300
BLADE HARDNESS	39-47 HRC (BS 3388)
LIFT (MM)	180
SHAFT TYPE	TUBULAR STEEL
SHAFT DIMENSIONS (MM)	770 FROM SHOULDER 31.8 DIAMETER
WEIGHT (KG)	2.6

TREADED DIGGING SPADE

JCB DS01

FEATURES

- Single piece solid forged blade of hardened and tempered high carbon steel
- Integrated foot treads to increase stability and grip when applying downward pressure and reduce discomfort to user
- Thicker forged at the base of the socket to accommodate greater levering forces
- Ergonomically designed D handle



SPECIFICATION

HANDLE TYPE	POLY-PRO ERGO YD
HANDLE MATERIAL	VIRGIN POLYPROPYLENE
GRIP	ERGO YD
BLADE TYPE	GENTS' DIGGING SPADE
BLADE MATERIAL	CARBON STEEL
BLADE WIDTH (MM)	180
BLADE LENGTH (MM)	280
BLADE HARDNESS	39 – 47 HRC (BS 3388)
LIFT (MM)	100
SHAFT TYPE	TUBULAR STEEL
SHAFT DIMENSIONS (MM)	710 FROM SHOULDER 31.8 DIAMETER
WEIGHT (KG)	2.4





CONTRACTORS FORK ALL STEEL

JCBCF01

FEATURES

- 4 pronged heavy duty contractors fork
- Single piece solid forged head
- Strong square tines for breaking up uncultivated ground and breaking through dense materials
- All steel shaft with metal YD grip



SPECIFICATION

HANDLE TYPE	METAL YD
HANDLE MATERIAL	TUBULAR STEEL 1.5MM
GRIP	D GRIP
BLADE TYPE	HEAVY CONTRACTORS FORK
BLADE MATERIAL	CARBON STEEL
BLADE WIDTH (MM)	190
BLADE LENGTH (MM)	280
BLADE HARDNESS	39-47 HRC (BS 3388)
LIFT (MM)	100
SHAFT TYPE	TUBULAR STEEL
SHAFT DIMENSIONS (MM)	710 FROM SHOULDER 31.8 DIAMETER
WEIGHT (KG)	2.4

5LB GRUBBING MATTOCK

JCBGM01

FEATURES

- Versatile for construction and landscaping
- Lightweight, but balanced to pack a punch



SPECIFICATION

HANDLE TYPE	GLASS REINFORCED PLASTIC
HANDLE MATERIAL	FIBREGLASS CORE/POLYPROPYLENE OUTER
BLADE TYPE	CUTTER MATTOCK
BLADE MATERIAL	CARBON STEEL
BLADE WIDTH (MM)	CUTTER – 55 MATTOCK - 85
BLADE LENGTH (MM)	400
BLADE HARDNESS	40 HRC
SHAFT TYPE	TUBULAR STEEL
SHAFT MATERIAL	FIBREGLASS CORE. POLYPROPYLENE OUTER.
SHAFT DIMENSIONS (MM)	900 LONG
WEIGHT (KG)	3.4

DRAINING SHOVEL

JCBDM01

FEATURES

- Long, narrow 16” tapered blade suited to digging narrow holes or trenches
- Integrated foot treads to increase stability and grip when applying downward pressure and reduce discomfort to user
- Single piece solid forger head – no joins/welding which can result in weak points
- Sharpened leading edge to facilitate slicing through the ground



SPECIFICATION

HANDLE TYPE	METAL YD
HANDLE MATERIAL	TUBULAR STEEL 1.5MM
GRIP	D GRIP
BLADE TYPE	16” NEWCASTLE (INTEGRATED TREADS)
BLADE MATERIAL	CARBON STEEL
BLADE WIDTH (MM)	180 TAPERING TO 110
BLADE LENGTH (MM)	400
BLADE HARDNESS	39-47 HRC (BS 3388)
LIFT (MM)	130
SHAFT TYPE	TUBULAR STEEL
SHAFT DIMENSIONS (MM)	730 FROM SHOULDER 31.8 DIAMETER
WEIGHT (KG)	2.8

200MM FLOOR SCRAPER

JCBSC12

FEATURES

- 200mm spring steel blade
- Tubular steel shaft for strength along with soft grip handle
- Manufactured with a spring steel blade designed for flexibility, durability and strength
- Heavy-duty tool used to remove dirt, aggregate, adhesive or stubborn residue from floors and walls



SPECIFICATION

GRIP TYPE	NUBBED
GRIP MATERIAL	RUBBER
BLADE MATERIAL	SPRING STEEL
BLADE WIDTH (MM)	200
BLADE LENGTH (MM)	75
BLADE THICKNESS (MM)	0.6
SHAFT TYPE	TUBULAR STEEL
SHAFT DIMENSIONS (MM)	1200 FROM SHOULDER 25.4 DIAMETER
WEIGHT (KG)	1.1



3 YEAR WARRANTY

EXTEND THE WARRANTY ON YOUR JCB TOOLS TO THREE YEARS FREE OF CHARGE. OUR NO SMALL PRINT WARRANTY INCLUDES BATTERIES AND CHARGERS.

3 YEAR REPLACEMENT WARRANTY

NO SMALL PRINT, NO CATCHES

IT IS EASY TO GET OUR 3 YEAR WARRANTY

STEP 1



Purchase your new JCB Tools product and register it on our website www.jcb-tools.co.uk within 30 days of purchase.

STEP 2



Please keep your receipt and warranty certificate safe in the event of making a claim.

STEP 3



To use your warranty just complete the online repairs form and we will pay for you to post the product to us.

FOR MORE INFORMATION ON OUR WARRANTY PLEASE SEE OUR FULL TERMS AND CONDITIONS:

WWW.JCB-TOOLS.CO.UK/TERMS-CONDITIONS   

UK market warranty - The warranty period and warranty registration will not be valid for international customers.

WARRANTY, MADE FOR HARD WORK.



